

**TUMBLLED  
PORCELAIN  
PAVERS**

**SOLIDROCK**  
BEAUTY IN EVERY STONE

200x200mm | 200x300mm



# SOLIDROCK

BEAUTY IN EVERY STONE

## UNMATCHED STYLE AND DURABILITY

Elevate Your Outdoor Spaces with Style and Durability! Discover the perfect blend of sophistication and resilience for your patio or poolside with our exquisite range of porcelain pavers. Engineered for lasting beauty and easy maintenance, these tiles offer a stunning solution for transforming your outdoor living areas. Experience the allure of premium craftsmanship and weather-resistant design, creating an inviting atmosphere that lasts a lifetime.



**TUMBLED  
PORCELAIN PAVERS**  
200x200mm | 200x300mm

THICKNESS  
15mm / 20mm  
30mm







*Pave the Way to Elegance  
with Porcelain Pavers*

THICKNESS  
15mm / 20mm  
30mm

/ APPLICATION



DRIVEWAYS



STAIRWAY



INDUSTRY



URBAN  
LOCATIONS



HOSPITALITY  
AREAS



WALKWAYS




LANDSCAPING  
PROJECTS



GARDENS  
PATIO AREAS

**SOLIDROCK**  
BEAUTY IN EVERY STONE



200x200mm | 200x300mm  
TUMBLED PORCELAIN PAVERS



*Experience Unmatched  
Durability and Elegance*



200x200mm  
200x300mm

---

**TUMBLED  
PORCELAIN PAVERS**

Upgrade your outdoor space with our premium Porcelain Pavers, offering a perfect blend of durability and sophisticated design. Create a stunning ambiance that lasts through the seasons.



**TUMBLLED  
PORCELAIN PAVERS**

200x200mm & 200x300mm

THICKNESS  
15mm  
20mm  
30mm



BLUESTONE LIGHT



BLUESTONE DARK



**SOLIDROCK**  
BEAUTY IN EVERY STONE

BLUESTONE DARK





BLADA BLUE





SOLIDROCK  
BEAUTY IN EVERY STONE

BLADA BLUE



**TUMBLLED  
PORCELAIN PAVERS**

200x200mm & 200x300mm

THICKNESS

15mm  
20mm  
30mm



BLADA BLUE



CAMPO BEIGE



CAMPO CAMEL



CAMPO COCA

**SOLIDROCK**  
BEAUTY IN EVERY STONE



**TUMBLLED  
PORCELAIN PAVERS**

200x200mm & 200x300mm

THICKNESS

15mm  
20mm  
30mm



CAMPO GREY



CAVILL BEIGE



CAVILL BEIGE





SOLIDROCK  
BEAUTY IN EVERY STONE

CARE STONE BEIGE



**TUMBLLED  
PORCELAIN PAVERS**


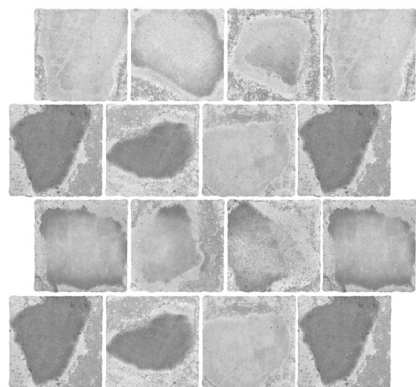
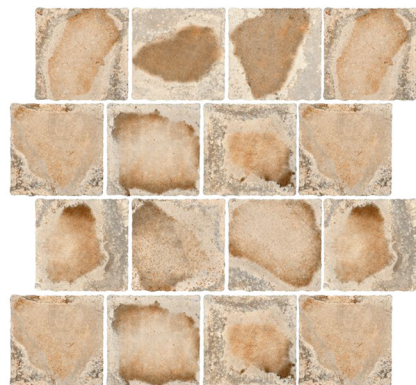
200x200mm & 200x300mm

THICKNESS

15mm  
20mm  
30mm



CARE STONE BEIGE





CARE STONE GREY

**SOLIDROCK**  
BEAUTY IN EVERY STONE



FOREST MEDIUM



FOREST BRICK





**SOLIDROCK**  
BEAUTY IN EVERY STONE

IMAGICA ASH



**TUMBLLED  
PORCELAIN PAVERS**

200x200mm & 200x300mm

THICKNESS

15mm  
20mm  
30mm



FOREST DARK



FOREST LIGHT



IMAGICA PEARL



IMAGICA ASH

**SOLIDROCK**  
BEAUTY IN EVERY STONE







**TUMBLLED  
PORCELAIN PAVERS**



200x200mm & 200x300mm

THICKNESS

15mm  
20mm  
30mm



IMAGICA D BROWN




IMAGICA L BROWN

**SOLIDROCK**  
BEAUTY IN EVERY STONE



KAARA IVORY



KAARA GREY



**TUMBLED  
PORCELAIN PAVERS**

200x200mm & 200x300mm

THICKNESS

15mm  
20mm  
30mm



MARINA GREY



KAARA SILVER



KAARA SILVER





**SOLIDROCK**  
BEAUTY IN EVERY STONE

NORTE MAGNESIYO



**TUMBLED  
PORCELAIN PAVERS**

200x200mm & 200x300mm

THICKNESS

15mm  
20mm  
30mm



MARINA RED



MARINA YELLO

**SOLIDROCK**  
BEAUTY IN EVERY STONE



NORTE MAGNESIYO



NORTE DORE





**SOLIDROCK**  
BEAUTY IN EVERY STONE

NORTE PLOMB





NORTE PLATINA



**TUMBLLED  
PORCELAIN PAVERS**

200x200mm & 200x300mm

THICKNESS

15mm  
20mm  
30mm




NORTE PLOMB



NORTE PLATINA



POLVERE GREY



POLVERE BROWN

**SOLIDROCK**  
BEAUTY IN EVERY STONE



**TUMBLED  
PORCELAIN PAVERS**


200x200mm & 200x300mm

THICKNESS

15mm  
20mm  
30mm



POLVERE SALVIAA



RIVA TOFFEE



**SOLIDROCK**  
BEAUTY IN EVERY STONE

POLVERE SALVIAA





**SOLIDROCK**  
BEAUTY IN EVERY STONE

RIVA DONKER





**SOLIDROCK**  
BEAUTY IN EVERY STONE

RIVA GREY



**TUMBLLED  
PORCELAIN PAVERS**

200x200mm & 200x300mm

THICKNESS

15mm  
20mm  
30mm



RIVA ASH




RIVA DONKER

**SOLIDROCK**  
BEAUTY IN EVERY STONE



RIVA GREY



RUSTY STONE



**TUMBLED  
PORCELAIN PAVERS**

200x200mm & 200x300mm

THICKNESS


15mm  
20mm  
30mm



ROCK STONE



SHELLSTONE



**SOLIDROCK**  
BEAUTY IN EVERY STONE

ROCK STONE





**SOLIDROCK**  
BEAUTY IN EVERY STONE

SKIFAR MIX



**TUMBLLED  
PORCELAIN PAVERS**

200x200mm & 200x300mm

THICKNESS

15mm  
20mm  
30mm



SKIFAR MIX



SKIFAR BEIGE

**SOLIDROCK**  
BEAUTY IN EVERY STONE



TRAVETINE



TERRAZO



**TUMBLED  
PORCELAIN PAVERS**


200x200mm & 200x300mm

THICKNESS

15mm  
20mm  
30mm



TRUST PEARL



TRUST GOLD



**SOLIDROCK**  
BEAUTY IN EVERY STONE

TRUST PEARL



**TUMBLED  
PORCELAIN PAVERS**



200x200mm & 200x300mm

THICKNESS

15mm  
20mm  
30mm



TRUST LUNA



TRUST PLATINUM

**SOLIDROCK**  
BEAUTY IN EVERY STONE



VOLCANO ASH



VOLCANO GRAPHITE





VOLCANO GREY



**TUMBLED  
PORCELAIN PAVERS**

200x200mm & 200x300mm

THICKNESS

15mm  
20mm  
30mm



VOLCANO BEIGE



VOLCANO GREY

**SOLIDROCK**  
BEAUTY IN EVERY STONE



ZION CREAM





## PACKAGING & TECHNICAL SPECIFICATION

200x200mm & 200x300mm

**SOLIDROCK**  
BEAUTY IN EVERY STONE

### PACKING DETAIL

Size	200x200mm			200x300mm		
	15mm	20mm	30mm	15mm	20mm	30mm
<b>Thickness</b>	15mm	20mm	30mm	15mm	20mm	30mm
<b>Pcs / Box</b>	13	10	7	8	6	4
<b>Weight/Box</b>	18	18	19	16.6	16.6	16.6
<b>Boxes/Pallet</b>	60	60	60	63	63	63
<b>M2/Boxes</b>	0.52	0.4	0.28	0.48	0.36	0.24
<b>M2/Pallet</b>	31.2	24	16.8	30.24	22.68	15.12
<b>Pallet/Container</b>	24	24	24	24	24	24
<b>Boxes/Container</b>	1440	1440	1440	1512	1512	1512
<b>M2/Container</b>	748.8	576	403.2	725.76	544.32	362.88
<b>Load Capacity (TON)</b>	26.5	26.5	28	25.5	25.5	25.5

### TECHNICAL SPECIFICATION

Technical Features	Reference standard	Our value	Test Method
Technical Features	± 0,3	Suitable for	ISO 10545-2
Thickness	± 0,5	Suitable for	
Straightness of sides	± 0,3	Suitable for	
Rectangularity	± 0,3	Suitable for	
Surface flatness	c.c. ± 0,4	c.c. ± 0,2	ISO 10545-2
	e.c. ± 0,4	e.c. ± 0,2	
	w. ± 0,4	w. ± 0,2	
Water absorption (in% by mass)	EV. ± 0,5 % Individual	EV. ≤ 0,5 %	ISO 10545-3
Breaking strength	S ≥ 1300N	≥ 10000 N	ISO 10545-4
Modulus of rupture	R ≥ N/mm <sup>2</sup>	R ≥ 45 N/mm <sup>2</sup>	
Impact resistance, as coefficient of restitution	Declared value	≥ = 0.55	ISO 10545-5
Mohs hardness	6	7	EN 101
Resistance to deep abrasion (removed volume)	≤ 175 mm <sup>2</sup>	≤ = 150mm <sup>3</sup>	ISO 10545-6
Coefficient of thermal linear expansion	Declared value	≤ = 7MK <sup>-1</sup>	ISO 10545-8
Thermal shock resistance	Pass according to EN ISO 10545-1	Resistant	ISO 10545-9
Moisture expansion (in mm/m)	Declared value	≤ 0.01% (0,1mm/m)	ISO 10545-10
Frost resistance	Pass according to EN ISO 10545-1	Resistant	ISO 10545-12
Bond strength/adhesion for improved cementitious adhesives	Declared value	≥ = 1N / mm <sup>2</sup> (Class C2- EN 12004)	EN 1348
Fire resistance		non combustable	
Resistance to household chemicals and swimming pool salts	Minimum Class B	A	ISO 10545-13
Resistance to low concentrations of acids and alkalis	Declared Class	LA	
Resistance to high concentrations of acids and alkalis	Declared Class	HA	
Resistance to staining	Declared Class	5	ISO 10545-14
Skid resistance	Dedared value	R11	DIN 51130
Pendulum Friction Test	PTV ≥ 36	≥ 36 Dry ≥ 36 Wet	BS 7976
Coefficient of friction (COF)	μ 20,40	≥ 0,40 Dry ≥ 0,40 Wet	B.C.R.A. Rep. CEC/81





**SOLIDROCK**  
BEAUTY IN EVERY STONE

[www.idealtondesign.it](http://www.idealtondesign.it)